

IMPORTANT INFORMATION ABOUT YOUR INTERNET LOGIN

Thank you for upgrading your Internet service to our new Karoo Max product range. In order for you to use your new service, you will be required to change your Internet login name. NB. Your email login details will not change.

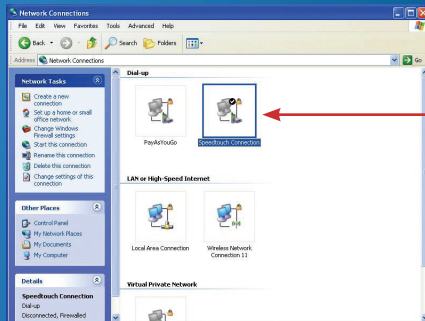
You currently log in using just your username

The new format for your Internet login name will be: - **username@karoo**

How to change your Internet login if you use Microsoft Windows with a Speedtouch Modem.

Locate your Speedtouch connection within Network and Dial-up Connection from the Control Panel.

1. Double Click the Speedtouch Connection.



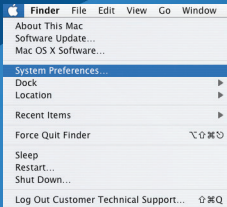
2. Change the format of your username in the User name box by adding @karoo to the end of your username, as in the example below.



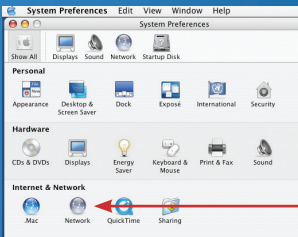
3. To save the change, simply click the **Dial** button.

How to change your Internet login if you use an Apple MAC OS X with a Speedtouch Modem

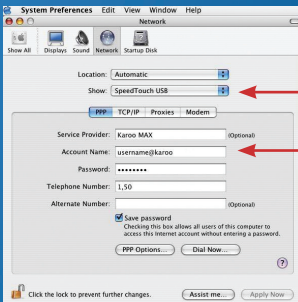
1. Click the Apple symbol at the top left hand corner of the screen, then choose **System Preferences**.



2. Within **System Preferences**, click the **Network** icon.



3. Within **Network**, choose the Speedtouch USB from the Show drop down menu.



4. Change the format of your username in the Account Name box by adding **@karoo** to the end of your username, as in the example above, then click the **APPLY** button.